



**GROUNDED  
SOLUTIONS  
NETWORK**



# 2018 Annual Member Meeting

December 11, 2018 | 10am PT / 1pm ET

# Getting Started



Mute or un-mute yourself by clicking the microphone or phone menu.

E-Learning Series (Sharing) - Adobe Connect

Meeting Layouts Pods Audio

E-Learning CLT 101.pdf

Draw Stop Sharing

**GROUND  
ED SOLUTIONS  
NETWORK**

**2018 Annual  
Member Meeting**

December 11, 2018 | 10am PT / 1pm ET

Attendees (3)

- Active Speakers
- Hosts (2)
  - Capacity Building Team
  - Jenee
- Presenters (0)
- Participants (1)
  - Beth

Chat (Everyone)

The chat history has been cleared

1 / 44 | 108%

Sync Everyone

# Welcome

1. **Welcome**
2. **Business Meeting**
3. **Membership Report**
4. **2018 Accomplishments**
5. **Looking Ahead to 2019**
6. **Member Open Forum & Closing**





**Robert Burns**

Board President



**Tony Pickett**

Chief Executive Officer

# Business Meeting

1. Welcome
2. **Business Meeting**
3. Membership Report
4. 2018 Accomplishments
5. Looking Ahead to 2019
6. Member Open Forum & Closing



**Robert Dowling**  
Board Treasurer

# 2017 Audited Financials



ASSETS	2017	2016
Cash and cash equivalents	\$ 3,023,210	\$ 1,492,175
Accounts Receivable	307,657	375,589
Prepaid expenses	24,946	12,328
Total current assets	3,355,813	1,880,092
Office equipment, net of depreciation		-
Non current assets:		
Deposits	13,063	13,063
Total non current assets	13,063	13,063
Total assets	\$ 3,368,876	\$ 1,893,155

LIABILITIES AND NET ASSETS		
Accounts payable and accrued liabilities	\$ 36,729	\$ 61,949
Accrued payroll and employee benefits	6,661	5,362
Accrued vacation	97,563	64,972
Deferred income	92,502	100,279
Deferred rent	3,658	10,189
Total current liabilities	237,113	242,751
Net Assets		
Unrestricted	1,437,785	1,029,954
Temporarily Restricted	1,693,978	620,450
Total net assets	3,131,763	1,650,404
Total liabilities and net assets	\$ 3,368,876	\$ 1,893,155

REVENUES	2017	2016
Contributions and grants	\$ 4,237,500	\$ 3,152,411
Program Fees	886,506	836,980
Membership Dues	48,585	41,205
Interest and other income	3,231	1,560
In-kind contributions	6,560	26,552
Total Revenues	5,182,382	4,058,708

EXPENSES		
Program Services	3,136,003	2,631,864
Management and general	479,292	451,331
Fundraising	85,748	88,875
Total Expenses	3,701,043	3,172,070
Change in net assets	1,481,359	886,638
Net assets, beginning of year	1,650,404	763,766
Net assets, end of year	\$ 3,131,763	\$ 1,650,404



**Christopher  
Ptomey**  
Board Member



# Annual Vote: Results



**142**

**Member votes needed  
to achieve quorum.**

**144**

**Members voted.**

**104**

**Approved the 2017  
Annual Meeting  
minutes.**

# Annual Vote: Approved



**Brenda Torpy**  
Champlain Housing Trust



**Maria Benjamin**  
San Francisco Mayor's Office of Housing  
and Community Development

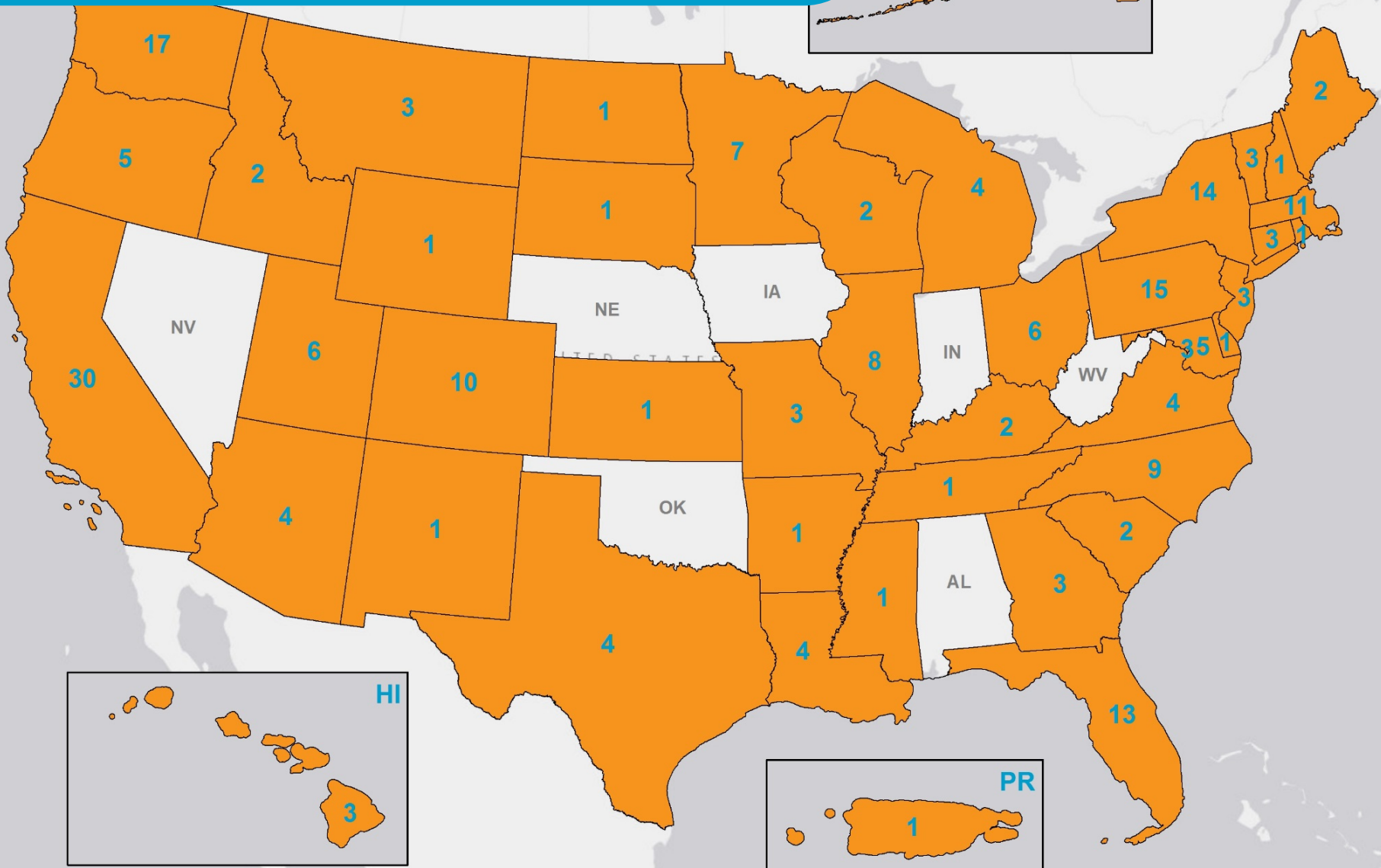
# Membership Report

1. Welcome
2. Business Meeting
3. **Membership Report**
4. 2018 Accomplishments
5. Looking Ahead to 2019
6. Member Open Forum & Closing

**Jason Webb**  
Community &  
Capacity Building  
Specialist



# 2018 Membership by State



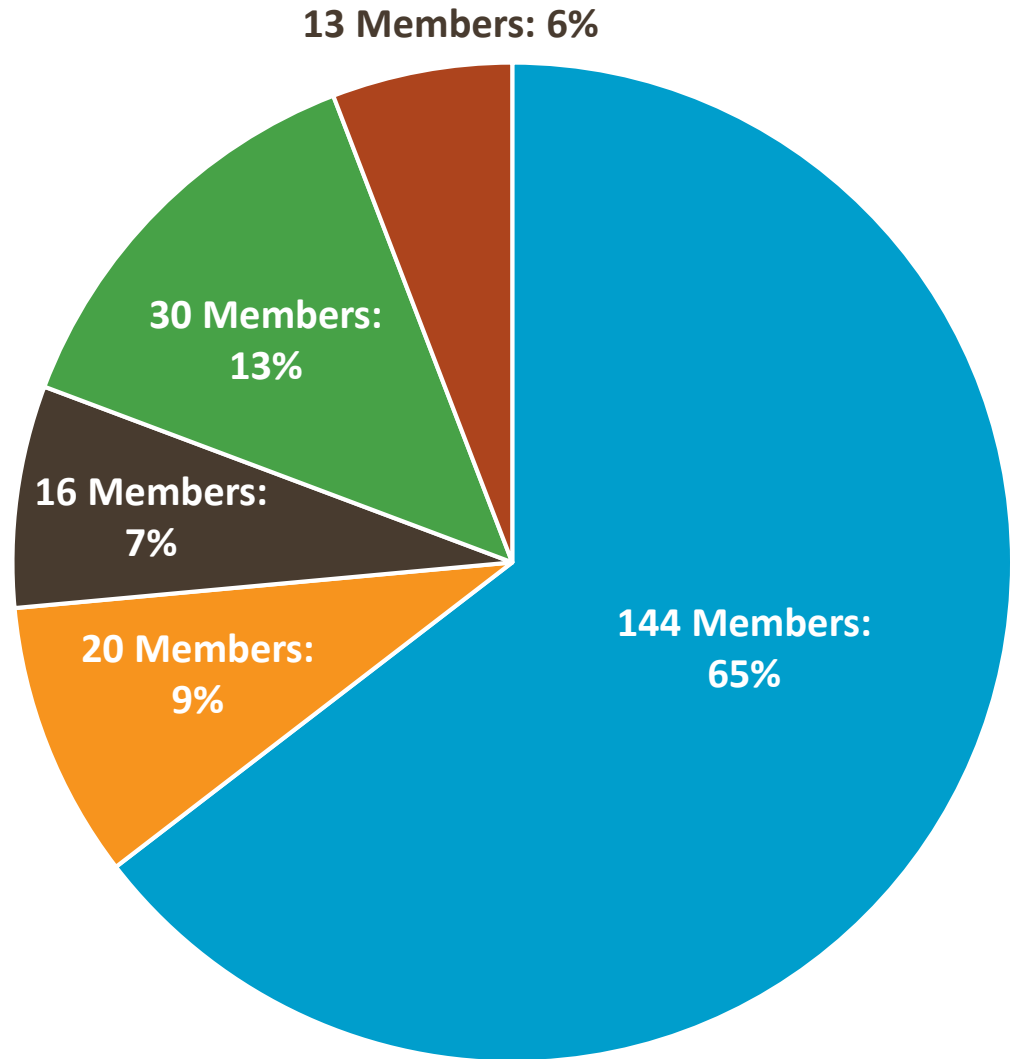


# 2018 Membership



## 223 Members: Self-Identified Org. Type

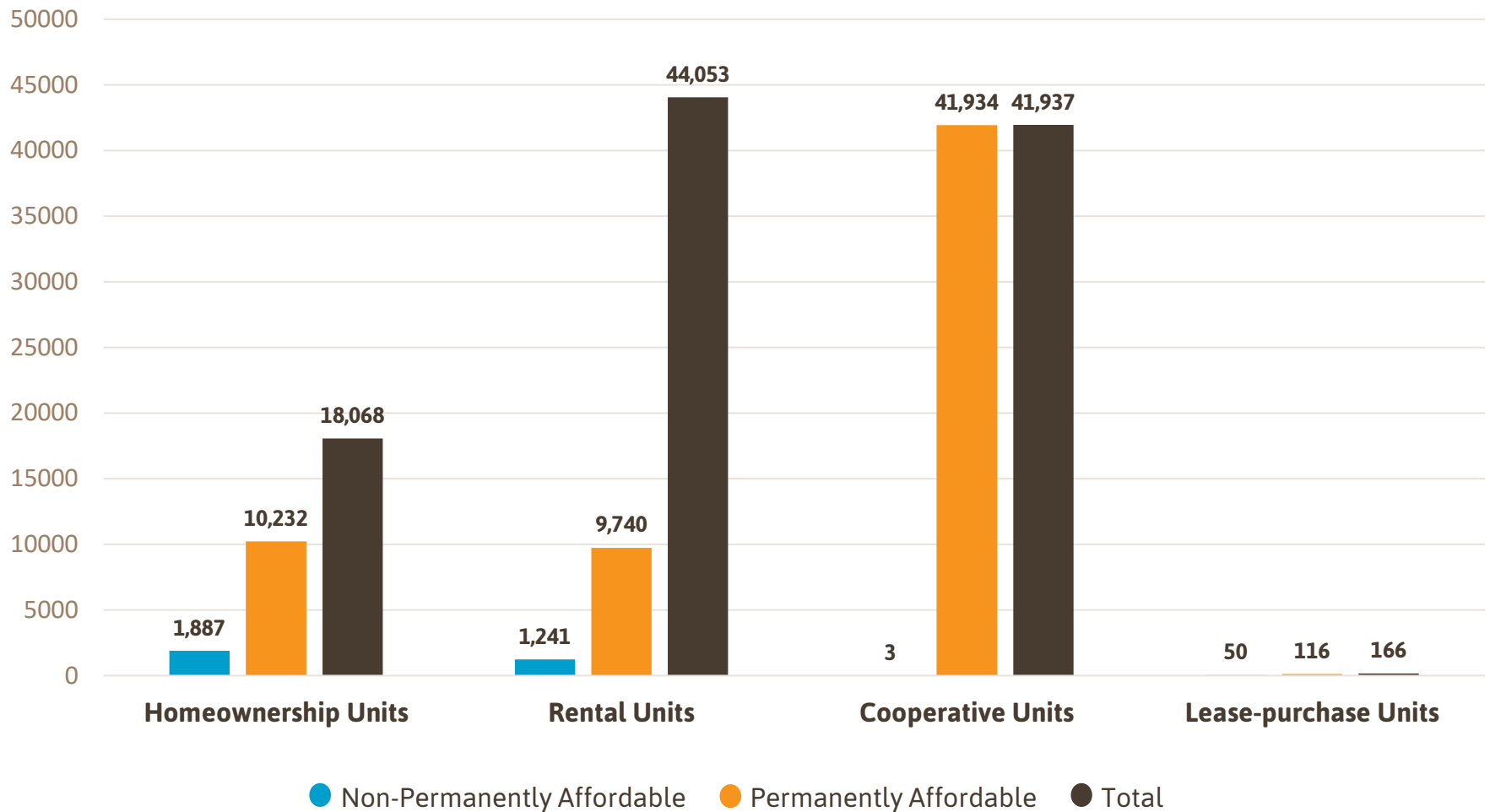
- CLT/a nonprofit with a shared equity program
- Government
- Habitat for Humanity
- Other Organizations
- Individual Members



# 2018 Membership



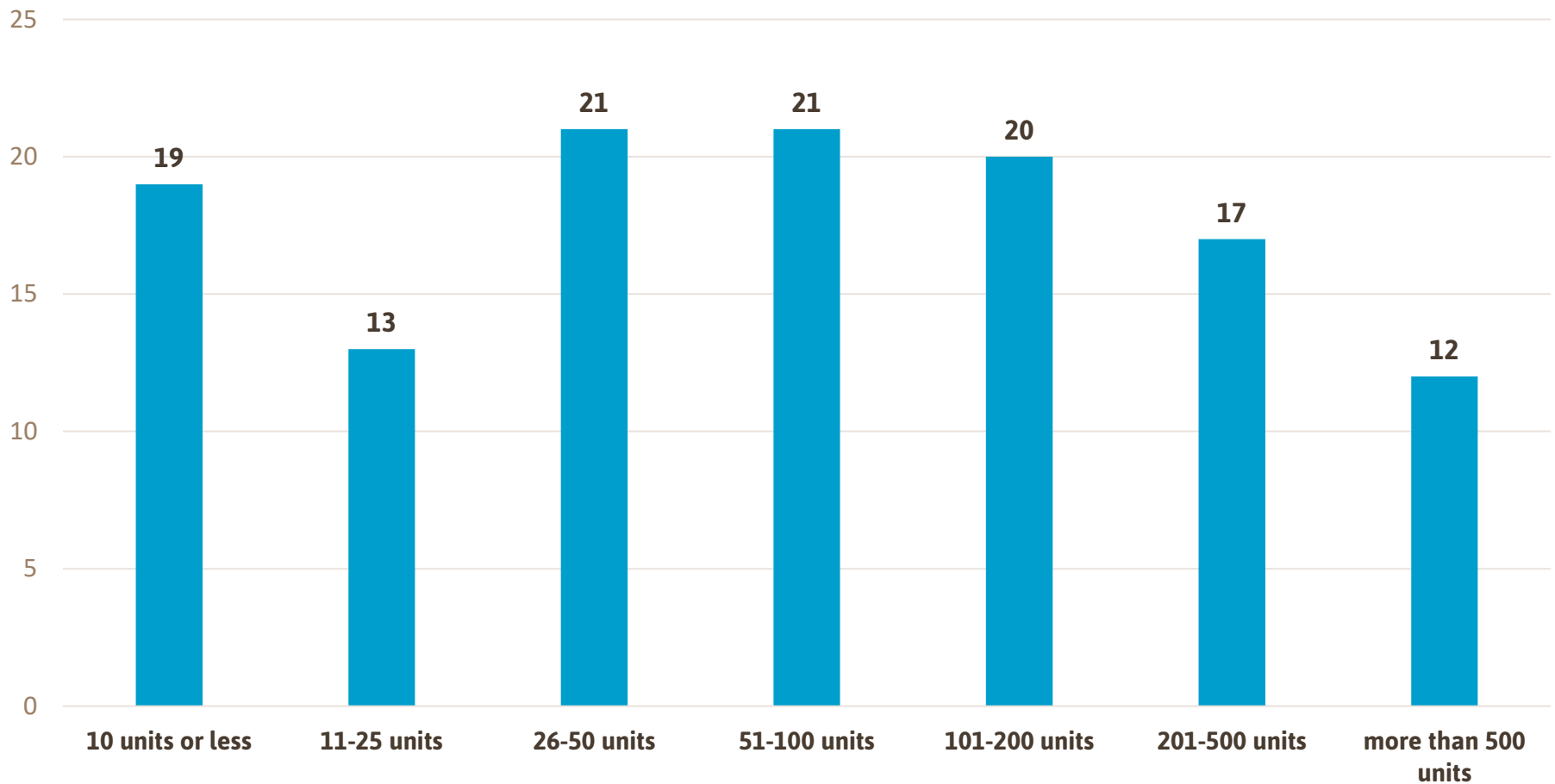
## Residential Properties Owned or Stewarded by Members: 104,224 Units Reported by 128 Members



# 2018 Membership



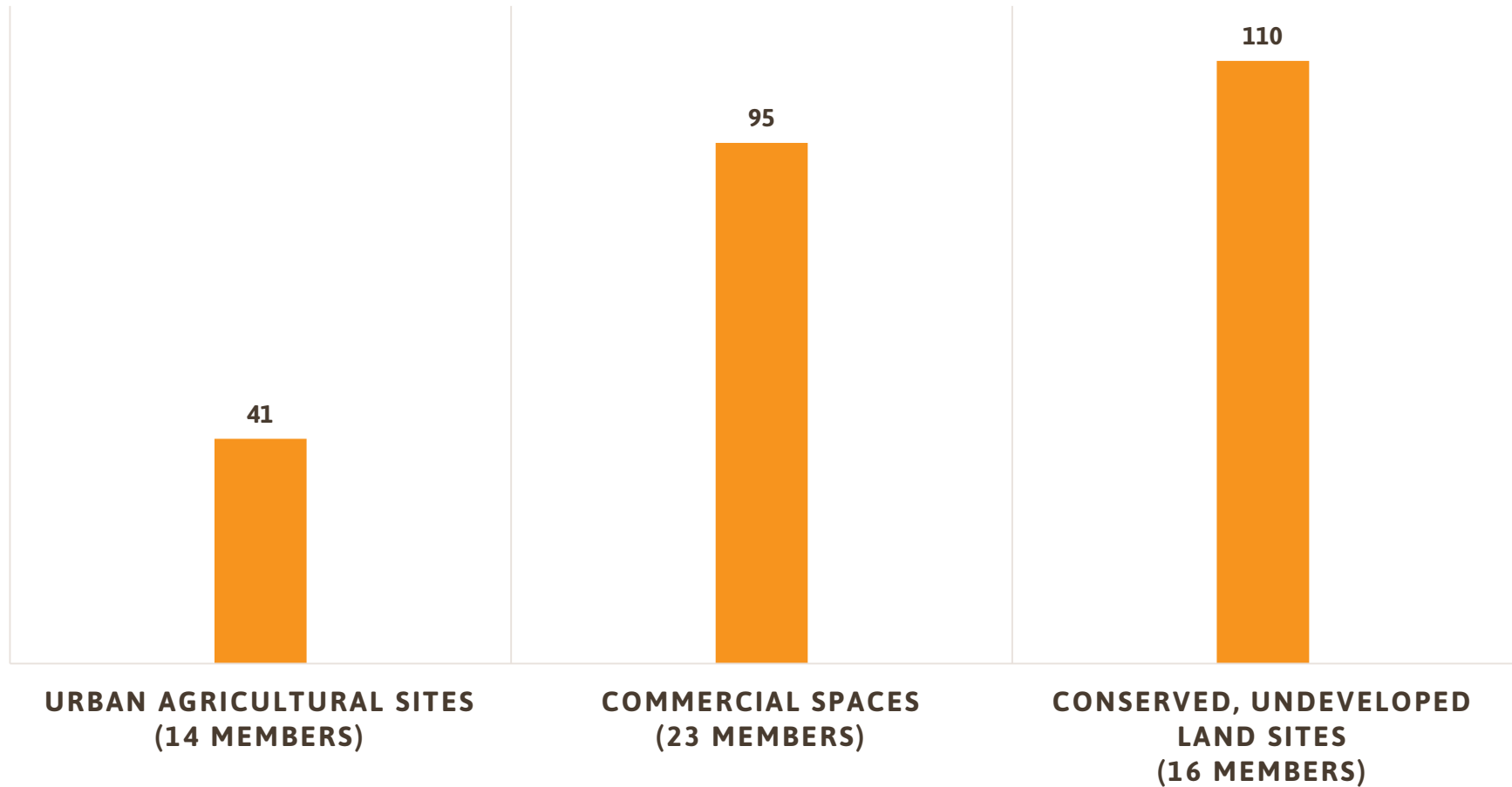
## Non-Government Member Portfolios: 65,027 Units Stewarded by 123 Organizations



# 2018 Membership



## Non-Residential Member Portfolios:



# 2018 Accomplishments

1. **Welcome**
2. **Business Meeting**
3. **Membership Report**
4. **2018 Accomplishments**
5. **Looking Ahead to 2019**
6. **Member Open Forum & Closing**





# **Beth Sorce**

Director of  
Capacity Building

# Training



- ▶ Event Sponsorships
- ▶ Monthly E-Learning Series
- ▶ Intersections 2018



# Technical Assistance



- ▶ Supporting new CLTs/  
Lasting affordability  
programs
- ▶ Capital investments  
through the Citi  
Accelerator Fund
- ▶ Strengthening existing  
programs
- ▶ Responded to more than  
350 Help Desk Requests



# Resident Ambassadors





# Looking Forward



## 2019 At a Glance

- ▶ Training Institute is going virtual!
- ▶ Still time to apply to the Technical Solutions Fund!








# Stephanie Reyes

State & Local  
Policy Manager

# Inclusionary Housing in Minneapolis



# Inclusionary Calculator 2.0





**Tony Pickett**  
Chief Executive Officer





## Duty-to-Serve Underserved Markets

- ▶ Shared equity homeownership” written into FHFA’s duty-to-serve rule.
- ▶ Fannie Mae and Freddie Mac both included shared equity homeownership in their 3-year Underserved Market Plans, committing to improve mortgage access for borrowers.
- ▶ Freddie Mac now has a CLT product offering!
- ▶ Signed on or contributed to roughly 20 letters and sent out calls-to-action to members and stakeholders

# National Policy



## Advocacy

- ▶ Submitted public comments and amicus brief on proposed changes to FHLB Affordable Housing Programs & efforts to roll-back Affirmatively Furthering Fair Housing rule.
- ▶ Signed-on to well over two dozen letters supporting affordable housing, equitable development, fair lending, and fair housing.

## HOME

- ▶ Working HUD headquarters to obtain a policy clarification on resale formulas in 2019.





**Tiffany Eng**

Director of HomeKeeper



## 82 Participating Organizations (55 Members)

- ▶ 20 Habitat for Humanity Affiliates
- ▶ 19 HUD Housing Counseling Programs
- ▶ 36 Community Land Trust Programs
- ▶ Details on over 6,400 properties and 8,000 purchase transactions in the HomeKeeper National Data Hub
- ▶ Onboarding grants now available for eligible organizations.



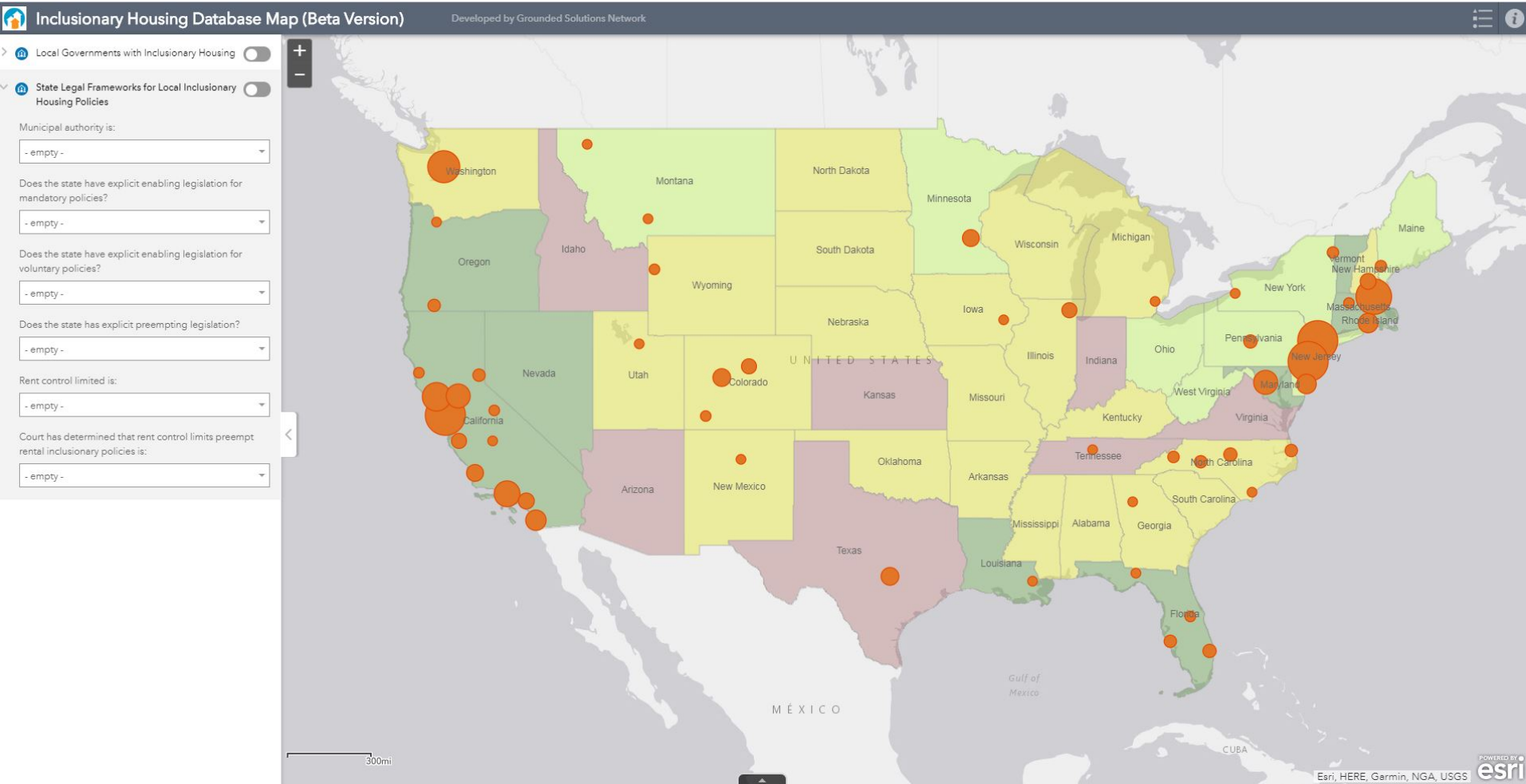


**Rachel Silver**  
Chief Operating Officer

# Research



## Inclusionary Housing Database Map and Inclusionary Housing Survey





## Study on Shared Equity Homeownership Performance

- ▶ Largest study to date with comprehensive evaluation: 58 shared equity programs totaling 4,108 properties.
- ▶ Data from HomeKeeper National Data Hub: 1985-2018.
- ▶ Findings reinforce existing knowledge and add new insights.
- ▶ Working paper expected to be published by Lincoln Institute of Land Policy in the first half of 2019.

# Looking Ahead to 2019

1. **Welcome**
2. **Business Meeting**
3. **Membership Report**
4. **2018 Accomplishments**
5. **Looking Ahead to 2019**
6. **Member Open Forum & Closing**



**Tony Pickett**  
Chief Executive Officer



# 50<sup>th</sup> CLT Anniversary Celebration



# Member Open Forum

1. **Welcome**
2. **Business Meeting**
3. **Membership Report**
4. **2018 Accomplishments**
5. **Looking Ahead to 2019**
6. **Member Open Forum & Closing**

Any victories from our  
members in 2018?



The background of the slide features a row of houses with gabled roofs, rendered in a light, semi-transparent style. The entire image is overlaid with a solid orange color, which serves as the background for the text.

What is on the horizon  
for our members in  
2019?

A row of houses with gabled roofs, overlaid with a blue gradient. The houses are arranged in a line, and the blue gradient is applied to the entire image, creating a monochromatic effect. The text "THANK YOU!" is centered in the middle of the image.

**THANK YOU!**